

# Concerned your groceries won't last the month?

# OrderAhead

is a fast, private, & easy way to order free groceries online



## HOW IT WORKS

### STEP 1 Select



Visit [orderahead.org](http://orderahead.org) and select your pickup date and location

### STEP 2 Choose



Shop online and choose from a changing selection of groceries

### STEP 3 Claim

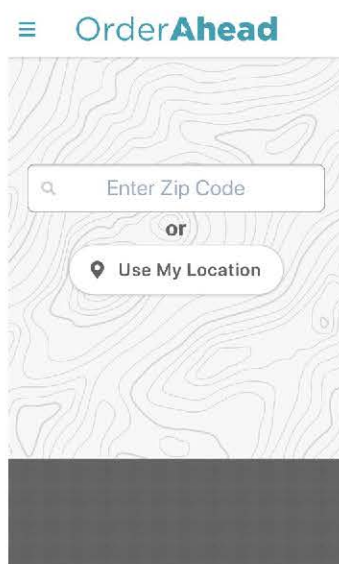


Register or login, check out, and visit the pickup site to claim your groceries

## BEFORE YOU BEGIN

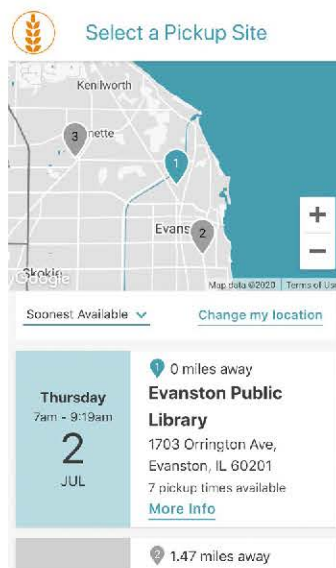
Please note that OrderAhead has been specifically designed for neighbors in need who are routinely worried that their food might run out. We provide the ability to place one online order per week for grocery pick-up. To learn more, check out [orderahead.org](http://orderahead.org)

## NAVIGATING ORDERAHEAD.ORG



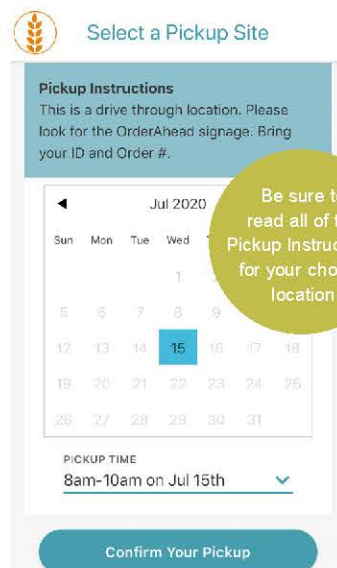
### 1 - Get started

Visit [orderahead.org](http://orderahead.org) on your computer or mobile device. When prompted, enter your zip code or enable location services to find your nearby pickup locations



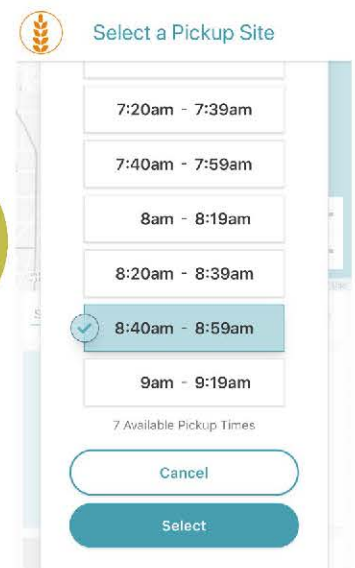
### 2 - View locations

The map will display pantries and food depositories near you—if pickup times are available, the location will be highlighted in blue



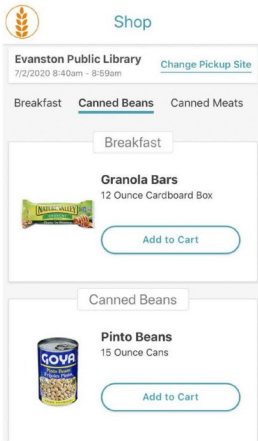
### 3 - See details

You can learn more about each location by clicking on "More info"—including specific instructions about picking up food there



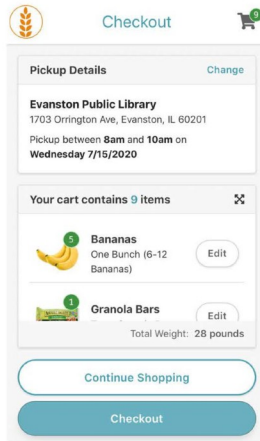
### 4 - Select time

You can use the calendar and drop down to select a time to pick up your order



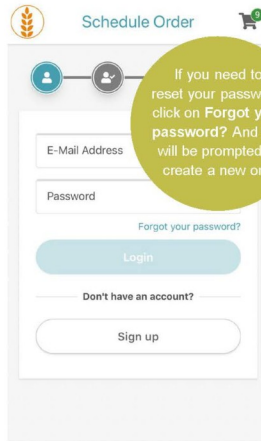
### 5 - Shop food

You can then shop available items as you would on any shopping platform—select from a rotating selection of fresh and packaged foods



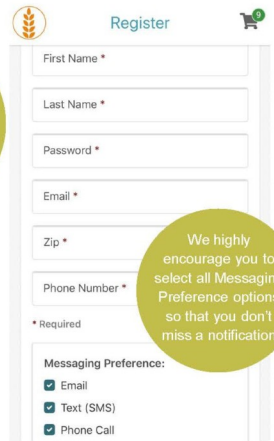
### 6 - Check out

When ready, you can click the grocery cart in the top right hand corner to begin the checkout process (click Checkout to continue)



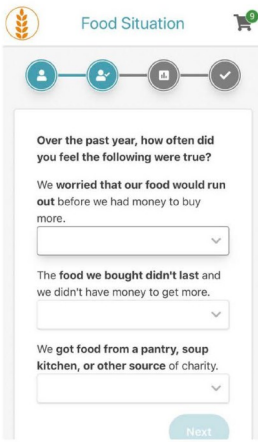
### 7 - Login or register

If you already have an account, use your e-mail address and password to log in; otherwise click "Sign up" to register



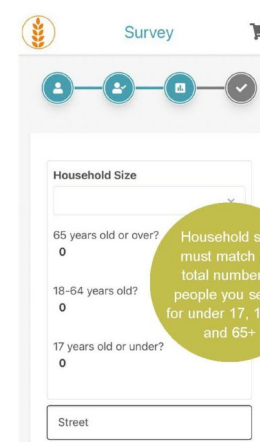
### 8 - Enter your information

Creating a new account, enter your basic contact information



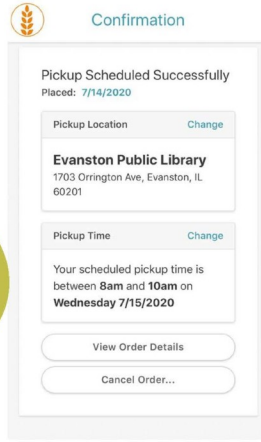
### 9 - Answer questions

To qualify for OrderAhead, you need to answer a few questions about your food needs



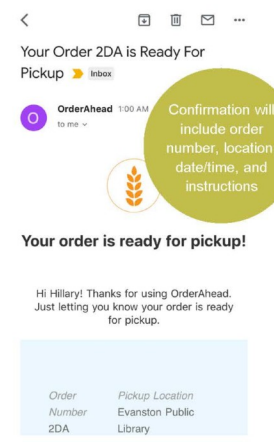
### 10 - Enter household info

In order to finalize registration and place your order, you need to answer all demographic questions in order to proceed to place your order



### 11 - Order confirmed

Your order is placed and you will arrive at a confirmation page; you will also get an email saying that your order was received



### 12 - Get alerts for pick-up

Depending on the messaging preferences you selected during registration, you will receive an email/text/phone call to tell you your order is ready



OrderAhead is a partnership between The Foodbank and Feeding America. For any other questions or concerns, please contact \_\_\_\_\_

**The Dayton Foodbank**  
56 Armor Place  
Dayton, OH 45417  
(937) 461-0265  
thefoodbankdayton.org